

DEUTSCHE TELEKOM
CAPITAL MARKETS DAY 2012
PRESS CONFERENCE

RENÉ OBERMANN



LIFE IS FOR SHARING.

DISCLAIMER.

This presentation contains forward-looking statements that reflect the current views of Deutsche Telekom management with respect to future events. These forward-looking statements include statements with regard to the expected development of revenue, earnings, profits from operations, depreciation and amortization, cash flows and personnel-related measures. You should consider them with caution. Such statements are subject to risks and uncertainties, most of which are difficult to predict and are generally beyond Deutsche Telekom's control. Among the factors that might influence our ability to achieve our objectives are the progress of our workforce reduction initiative and other cost-saving measures, and the impact of other significant strategic, labor or business initiatives, including acquisitions, dispositions and business combinations, and our network upgrade and expansion initiatives. In addition, stronger than expected competition, technological change, legal proceedings and regulatory developments, among other factors, may have a material adverse effect on our costs and revenue development. Further, the economic downturn in our markets, and changes in interest and currency exchange rates, may also have an impact on our business development and the availability of financing on favorable conditions. Changes to our expectations concerning future cash flows may lead to impairment write downs of assets carried at historical cost, which may materially affect our results at the group and operating segment levels. If these or other risks and uncertainties materialize, or if the assumptions underlying any of these statements prove incorrect, our actual performance may materially differ from the performance expressed or implied by forward-looking statements. We can offer no assurance that our estimates or expectations will be achieved. Without prejudice to existing obligations under capital market law, we do not assume any obligation to update forward-looking statements to take new information or future events into account or otherwise.

In addition to figures prepared in accordance with IFRS, Deutsche Telekom also presents non-GAAP financial performance measures, including, among others, EBITDA, EBITDA margin, adjusted EBITDA, adjusted EBITDA margin, adjusted EBIT, adjusted net income, free cash flow, gross debt and net debt. These non-GAAP measures should be considered in addition to, but not as a substitute for, the information prepared in accordance with IFRS. Non-GAAP financial performance measures are not subject to IFRS or any other generally accepted accounting principles. Other companies may define these terms in different ways.



LIFE IS FOR SHARING.

SAFE HARBOR STATEMENT.

Additional Information and Where to Find It

This document also relates to a proposed transaction between MetroPCS Communications, Inc. ("MetroPCS") and Deutsche Telekom AG ("Deutsche Telekom") in connection with T-Mobile USA, Inc. ("T-Mobile"). The proposed transaction will become the subject of a proxy statement to be filed by MetroPCS with the Securities and Exchange Commission (the "SEC"). This document is not a substitute for the proxy statement or any other document that MetroPCS may file with the SEC or send to its stockholders in connection with the proposed transaction. MetroPCS' investors and security holders are urged to read the proxy statement (including all amendments and supplements thereto) and all other relevant documents regarding the proposed transaction filed with the SEC or sent to MetroPCS' stockholders as they become available because they will contain important information about the proposed transaction. All documents, when filed, will be available free of charge at the SEC's website (www.sec.gov). You may also obtain these documents by contacting MetroPCS' Investor Relations department at +1 (214) 570-4641, or via e-mail at investor_relations@metropcs.com. This communication does not constitute a solicitation of any vote or approval.

Participants in the Solicitation

MetroPCS and its directors and executive officers will be deemed to be participants in any solicitation of proxies in connection with the proposed transaction, and Deutsche Telekom and its directors and executive officers may be deemed to be participants in such solicitation. Information about MetroPCS' directors and executive officers is available in MetroPCS' proxy statement dated April 16, 2012 for its 2012 Annual Meeting of Stockholders. Other information regarding the participants in the proxy solicitation and a description of their direct and indirect interests, by security holdings or otherwise, will be contained in the proxy statement and other relevant materials to be filed with the SEC regarding the proposed transaction when they become available. Investors should read the proxy statement carefully when it becomes available before making any voting or investment decisions.

Cautionary Statement Regarding Forward-Looking Statements

This document includes "forward-looking statements" for the purpose of the "safe harbor" provisions within the meaning of the Private Securities Litigation Reform Act of 1995, as amended. Any statements made in this document that are not statements of historical fact, including statements about our beliefs, opinions, projections, and expectations, are forward-looking statements and should be evaluated as such. These forward-looking statements often include words such as "anticipate," "expect," "suggests," "plan," "believe," "intend," "estimates," "targets," "views," "projects," "should," "would," "could," "may," "become," "forecast," and other similar expressions.

All forward-looking statements involve significant risks and uncertainties that could cause actual results to differ materially from those in the forward-looking statements, many of which are generally outside the control of MetroPCS, Deutsche Telekom and T-Mobile and are difficult to predict. Examples of such risks and uncertainties include, but are not limited to, the possibility that the proposed transaction is delayed or does not close, including due to the failure to receive the required MetroPCS stockholder approvals or required regulatory approvals, the taking of governmental action (including the passage of legislation) to block the transaction, the failure to satisfy other closing conditions, the possibility that the expected synergies will not be realized, or will not be realized within the expected time period, the significant capital commitments of MetroPCS and T-Mobile, global economic conditions, disruptions to the credit and financial markets, fluctuations in exchange rates, competitive actions taken by other companies, natural disasters, difficulties in integrating the two companies, disruption from the transaction making it more difficult to maintain business and operational relationships, possible disruptions or intrusions of MetroPCS' or T-Mobile's network, billing, operational support and customer care systems which may limit or disrupt their ability to provide service, actions taken or conditions imposed by governmental or other regulatory authorities and the exposure to litigation. Additional factors that could cause results to differ materially from those described in the forward-looking statements can be found in the MetroPCS' 2011 Annual Report on Form 10-K and Quarterly Report on Form 10-Q for the quarter ended June 30, 2012 and other filings with the SEC available at the SEC's website (www.sec.gov).

The forward-looking statements speak only as to the date made, are based on current assumptions and expectations, and are subject to the factors above, among others, and involve risks, uncertainties and assumptions, many of which are beyond our ability to control or ability to predict. Neither MetroPCS' investors and security holders nor any other person should place undue reliance on these forward-looking statements. Neither MetroPCS, Deutsche Telekom nor any other party undertake any duty to update any forward-looking statement to reflect events after the date of this document, except as required by law.



LIFE IS FOR SHARING.

KEY MESSAGES.

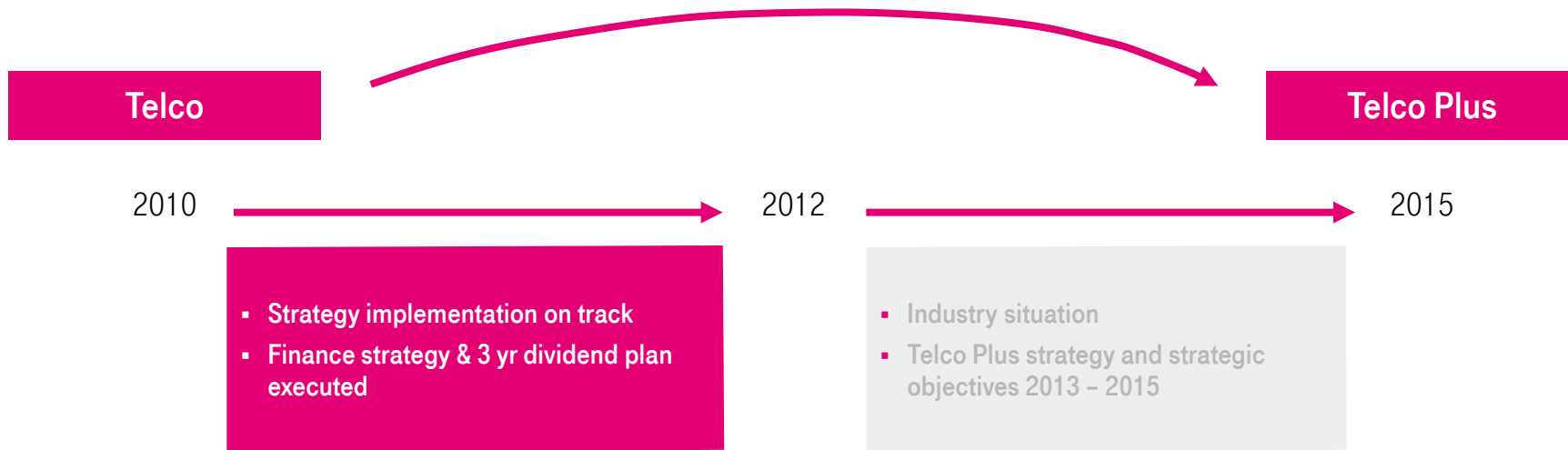
- 1 Key objectives achieved against industry trend – 2012 guidance reiterated
- 2 Significant investments in Germany and the US
- 3 Agreement with Apple for T-Mobile US
- 4 Chance to return to modest growth by 2014 driven by
 - revenue stabilization in Germany in 2014
 - return to underlying growth in Europe in 2014
 - return to growth at TMUS
- 5 Investments lead to lower FCF. Dividend lowered to a prudent and sustainable level



LIFE IS FOR SHARING.

REVIEW 2010 – 2012

FROM TELCO TO TELCO PLUS.



LIFE IS FOR SHARING.

2010 – 2012: ACHIEVEMENTS.



Valuation increase €1.7 bn of DT's stake – good operational development



Improved position after AT&T deal break-up



Broadband share kept broadly stable, 4pp margin enhancement

FIX

TRANSFORM



“One Company” in Germany and 3 major markets



€4.5 bn Save for Service savings achieved one year ahead of plan



“Telekom IT” established – €1 bn IT spend reduction by 2015



Growth areas overall mostly on track for 2015 ambition



Corporate innovation priorities defined



Partnering accelerating

INNOVATE

INVESTORS



3 year dividend program



Good relative TSR and valuation performance versus peers



Strict M&A discipline and good deal execution



LIFE IS FOR SHARING.

2010 – 2012: TMUS BUILDING CHALLENGER POSITION.



AT&T BREAK-UP



- AWS spectrum and \$3 bn cash received as break-up fee

NETWORK MODERNIZATION



- \$4 bn network investment
- Site upgrades and spectrum re-farming

VERIZON SPECTRUM SWAP



- Enable more efficient network
- Higher LTE coverage

TOWER TRANSACTION



- \$2.5 bn proceeds
- Maintaining operational flexibility

MetroPCS COMBINATION



- Creating the leading value carrier
- Improved spectrum position



LIFE IS FOR SHARING.

REGULATION: NEW PROSPECTS FOR HIGHER INVESTMENT LEVELS.

NEW EU REGULATORY POLICY PROPOSAL¹

- Reliable regulatory framework until 2020
- ULL charges stable until 2020
- No cost regulation for optical fiber/NGA networks if sufficient competition and non-discrimination
- NGA networks also include VDSL, FTTC – vectoring also supported by the EU



**“I intend to produce durable regulatory guidance, to apply at least until 2020.”
(Neelie Kroes)¹**

IMPLICATION FOR GERMANY

Encouraging comments have to materialize and are a precondition for increased network investments



¹ EC Digital Agenda Statement , 07/12/2012, SPEECH 12-552 and MEMO 12-554.

2010 – 2012: PERFORMANCE TOWARDS AMBITION LEVEL.

GROUP WIDE TV CUSTOMERS

5.5 – 6.0 mn



GROUP WIDE MOBILE CUSTOMERS

>140 mn



GROUP WIDE FIXED BROADBAND RETAIL CUSTOMERS

>18 mn



REVENUES

>€6 bn mobile internet revenues



German revenues stabilized



SAVE FOR SERVICE 2010-2012

€4.2 bn savings, of which €1.8 bn net savings in GER & SEE



FCF

Increasing from 2010 level of around €6.2 bn



ROCE

+ >150bps



SHAREHOLDER REMUNERATION 2010-2012

€3.4 bn per annum, €0.70 minimum dividend per share



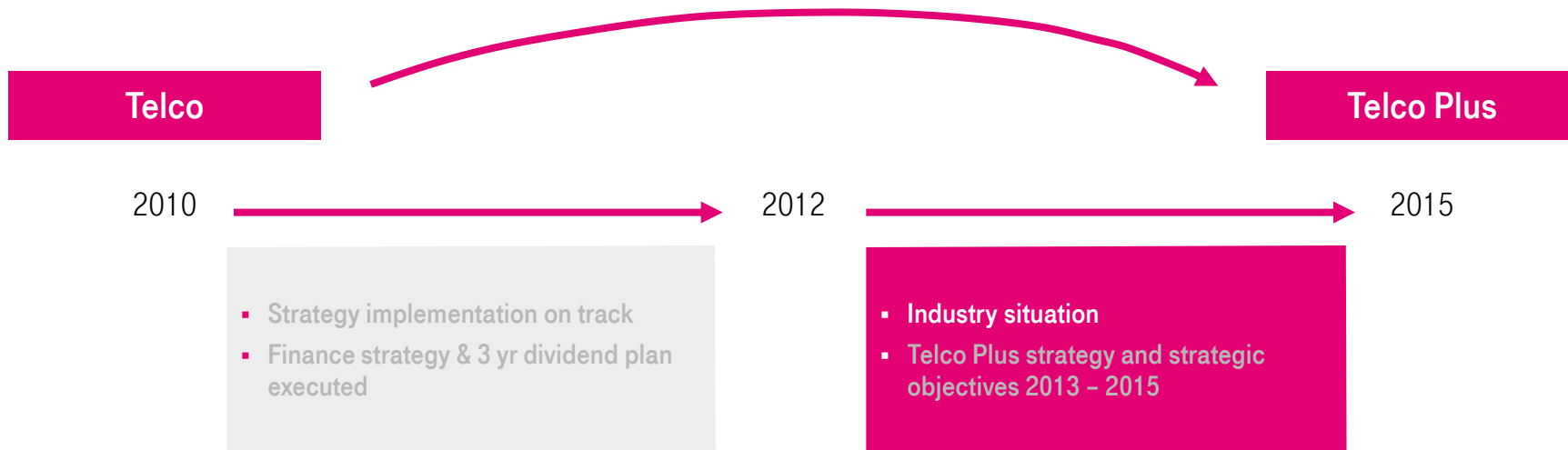
+ up to €1.2 bn share buybacks



LIFE IS FOR SHARING.

MARKET & TRENDS

WE INVEST FOR LONG TERM GROWTH.



LIFE IS FOR SHARING.

INDUSTRY SITUATION AND MAJOR TRENDS.

PRESSURES

OPPORTUNITIES

TOUGH ECONOMIC
SITUATION



SATURATED MARKETS,
CONTINUED PRICE
PRESSURE



IP TRANSFORMATION

Virtual PBX



QoS

Efficient
Networks

CHANGING REGULATION



GROWTH MARKETS

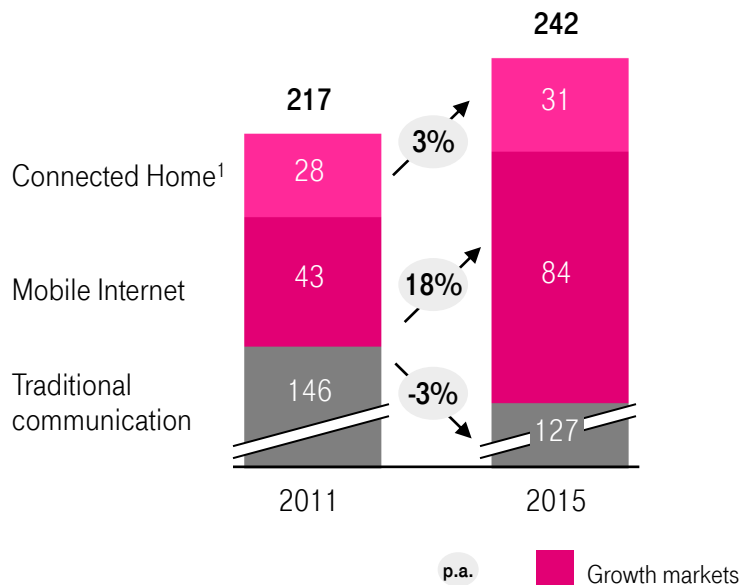


LIFE IS FOR SHARING.

MARKET PROJECTIONS.

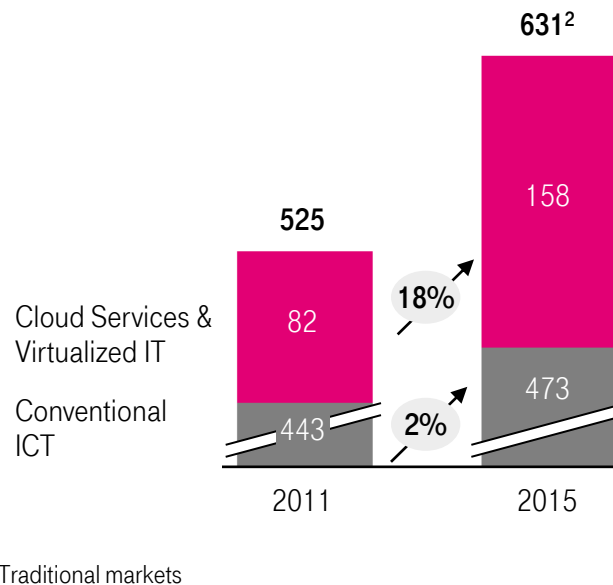
TELECOMMUNICATION

€ bn



INFORMATION & COMMUNICATIONS TECHNOLOGY

€ bn



¹ Incl. TV ² Intelligent Networks partially included.

Source: DT planning for footprint, based on market insights and various external sources (e.g., Gartner, IDC, Analysys Mason).

LIFE IS FOR SHARING.

GUIDANCE & AMBITION

LEVEL 2015

TRANSFORMATION OF REVENUE MIX.

DEUTSCHE TELEKOM GROWTH AREAS AND AMBITION 2015

MOBILE INTERNET ≈€10 bn

CONNECTED HOME ≈€7 bn

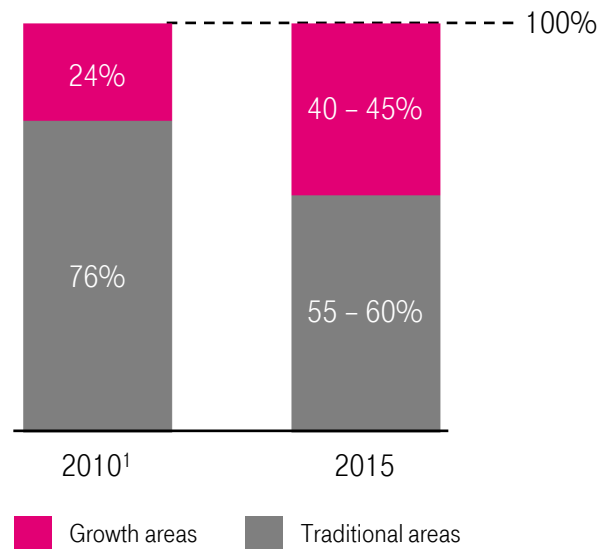
ONLINE CONSUMER SERVICES ≈€2 bn

T-SYSTEMS EXTERNAL (INCL. CLOUD) ≈€7 bn

INTELLIGENT NETWORKS ≈€1 bn



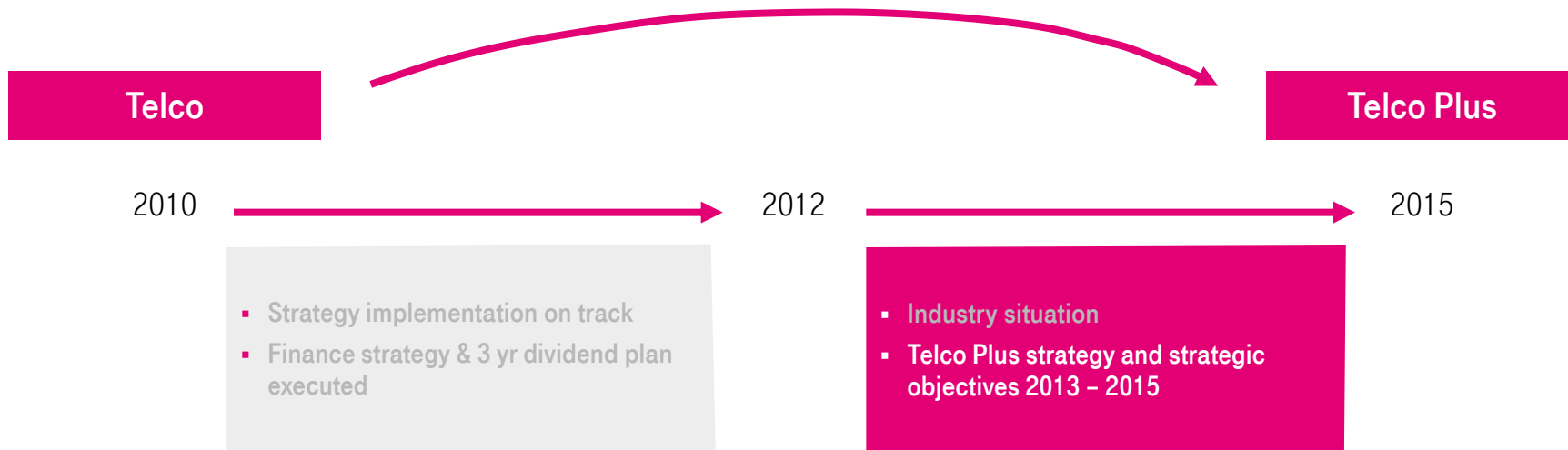
REVENUE MIX DT GROUP



¹ Beginning of 2010.

LIFE IS FOR SHARING.

WE INVEST FOR LONG TERM GROWTH.



LIFE IS FOR SHARING.


DEUTSCHE TELEKOM
CAPITAL MARKETS DAY 2012
PRESS CONFERENCE

TIMOTHEUS HÖTTGES

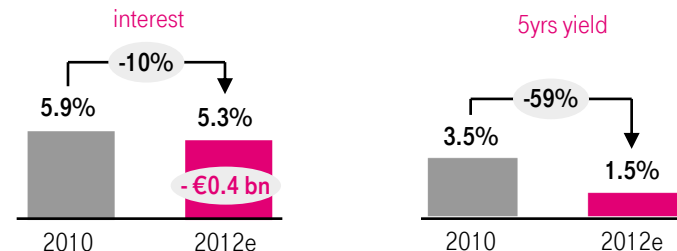


LIFE IS FOR SHARING.

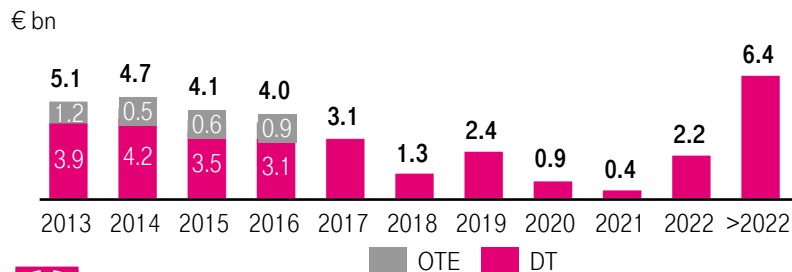
MONITORING OF ECONOMIC ENVIRONMENT



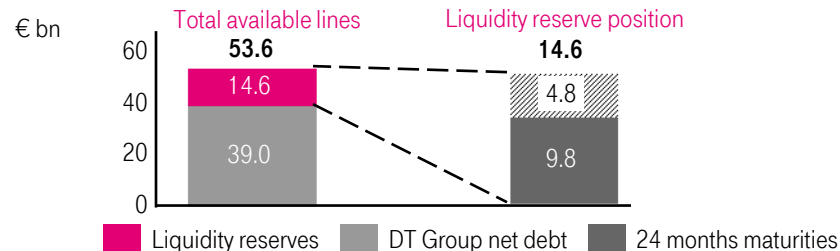
IMPROVED REFINANCING COSTS



WELL-BALANCED MATURITY PROFILE¹



STRONG LIQUIDITY RESERVE POSITION¹



¹ Data as of Sep. 30, 2012; €35.8mn redeemed in Oct. 2012; excl. Metro PCS



Investing into INS

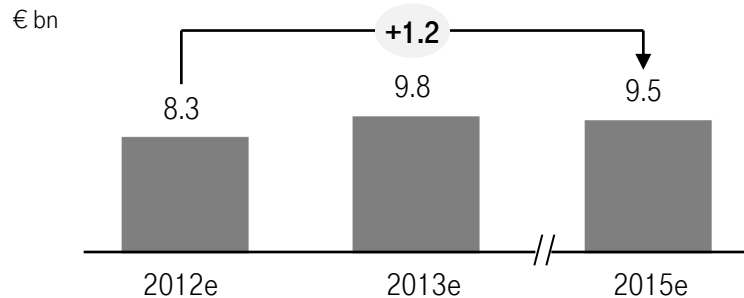
- Gross Capex FTTC/Vectoring: ≈€6 bn
- Capex Germany:
 - 2013: ≈€3.4 bn
 - 2014: ≈€4.1 bn
 - 2015: ≈€4.3 bn



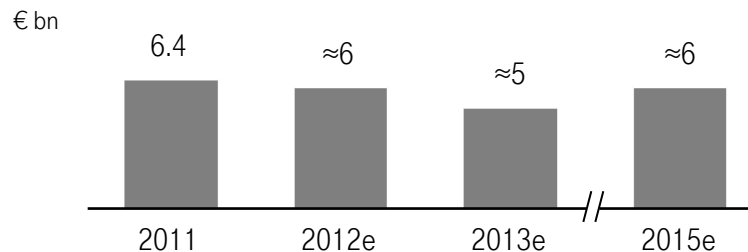
Network modernization & PCS integration

- Network modernization gross Capex: \$4 bn
- Capex TMUS:
 - 2013: ≈\$4.7–4.8 bn
 - 2014: ≈\$3.0 bn
 - 2015: ≈\$3.1 bn


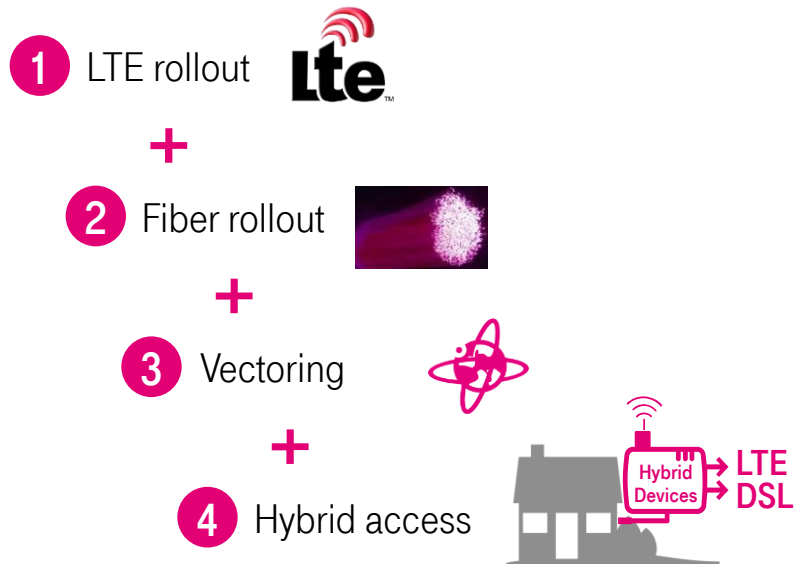
CAPEX PROFILE 2012 – 2015



FCF PROFILE 2011 – 2015



INTEGRATED NETWORK STRATEGY GERMANY.



- LTE: 85% coverage in 2016
- Fiber: around 65% coverage in 2016 with an option towards 80% (subject to public co-funding)



LIFE IS FOR SHARING.

NETWORK MODERNIZATION US + APPLE PARTNERSHIP.

NETWORK MODERNIZATION PROGRESSING RAPIDLY

mn population



4G (LTE AND HSPA) COVERAGE



APPLE PARTNERSHIP



- TMUS has entered into an agreement with Apple to bring products to market together next year
- TMUS 2013 financial guidance incorporates all financials related to this agreement

LIFE IS FOR SHARING.

T-SYSTEMS - GLOBAL FUTURE TRENDS & TECHNOLOGIES FROM DT'S PERSPECTIVE.

GROWTH WITH GLOBAL TREND CLOUD¹

Turnover worldwide **EUR 114 billion**

1.3 billion

mobile workers worldwide (till 2015)



BIG DATA MARKET FORECAST²

CAGR (IDC)

40 %

currently

1.8 Zettabytes

of data volume worldwide

Market forecast
worldwide (till 2017)

EUR 53 billion

INTELLIGENT NETWORKS³

Installed
smart meters
worldwide
(till 2020)

nearly **1 billion**

More than **50%** of patients
will use mobile health solutions (till 2017)

Numbers of cars with internet access
by 2020 (global)



NETWORK SECURITY BECOMING MORE RELEVANT⁴



Direct damage caused
by cyber crime 2011 (worldwide)

EUR 85.2 billion

Total volume cyber crime incl.
countermeasures 2011 (global)







EUR 290 billion

10% CAGR (2012 - 2016)



LIFE IS FOR SHARING.

2010 – 2012: DT WITH ABOVE AVERAGE SHAREHOLDER RETURNS.

	TSR ¹ SINCE 2010	EV/EBITDA ^{2,3} 2010	EV/EBITDA ^{2,3} 2012	5YR CDS (BPS) ³ 2010	5YR CDS (BPS) ³ 2012	RATINGS ^{3,4} 2010	RATINGS ^{3,4} 2012
	37.3%	4.7x	4.8x	64	68	A-	A-
	13.5%	4.8x	4.7x	74	91	BBB+	BBB+
	-21.6%	5.1x	3.8x	119	292	BBB	BBB
	-27.0%	6.1x	4.7x	91	264	A-	BBB
	-34.0%	5.3x	3.7x	46	124	A-	A-
	-53.1%	5.7x	4.1x	55	170	BBB+	BBB



LIFE IS FOR SHARING.

Source: Company Information, FactSet, Bloomberg, Citi, Standard & Poors.

¹ Total Shareholder Return 25.02.2010 – 30.11.2012. ² EV/EBITDA calendarised for 2010 and 2012. ³ End of Jan 2010 and Nov 2012. ⁴ S&P Ratings

RAISE VALUE OF ASSETS.

ACHIEVEMENTS



Everything
Everywhere



AT&T,
Spectrum,
Towers,
Metro PCS



Secure PTC
Ownership

BUYIN

Procurement
JV



Network JVs

DBU

Small
Acquisitions
like Strato

FUTURE PROJECTS

1

CLEAR FOCUS



No M&A outside footprint

Invest in Germany and US/LTE expansion EU

2

VALUE CREATION FOR SHAREHOLDERS



Strategic review EE

Strategic review Scout

3

PARTICIPATE IN FUTURE VALUE



DBU, T-Venture, Growth areas

Evaluate further Network JVs



LIFE IS FOR SHARING.

UPDATED FINANCE STRATEGY TO EMBRACE TRANSITION TO GROWTH.

EQUITY

New Shareholder Remuneration policy

- **Dividend¹**
 - FY 2012: €0.70
 - FY 2013: €0.50
 - FY 2014: €0.50
 - FY 2015: re-visit
- Attractive option: dividend in kind

4 STAKEHOLDER MANAGEMENT

TELCO PLUS



COMPETE



TRANSFORM



INNOVATE

VALUE CREATION

- 1 EFFICIENCY MANAGEMENT**
Reduce indirect costs by €2 bn² and increase ROCE to 5.5 % (+150bp)
- 2 PORTFOLIO MANAGEMENT**
No big M&A, Strategic review of Scout and EE
- 3 RISK MANAGEMENT**
Low risk country portfolio (85% of SotP)

DEBT

Undisputed access to debt capital markets

- **Rating:** A-/BBB
- **Net debt/adj. EBITDA:** 2-2.5x
- **Equity ratio:** 25 – 35%
- **Liquidity reserve:** covers maturities of coming 24 months

4 STAKEHOLDER MANAGEMENT



¹ Subject to necessary AGM approval and board resolution

² Cum Delta by 2015 vs. 2012 Baseline

LIFE IS FOR SHARING.